

**Specifications: CIF Series**

**Features:**

- \*CIF is **green** color with clamp in the *open* position
- \*Double captive screws
- \*2 to 25 positions single mold
- \*Elevator clamp system
- \*Use with CIM or CPM headers
- \*Housing is resistant to chlorinated solvents, with no dioxin or detrimental to health halogens
- \*Every position of this product is mechanically and electrically tested during assembly to ensure a 100% defect free product
- \*Minimum 5 microns of tin plating on terminal for easy soldering

**Electrical**

- Current(5/5.08): 12A @ 300V
- Current(7.5/7.62): 12A @ 450V
- Wire range: 12 to 30 AWG
- Wire section(mm<sup>2</sup>): 0.05 to 2.5mm<sup>2</sup>
- CR: <15 mΩ
- IR: >10<sup>9</sup> Ω (500V DC)
- Operating temp: -40°C to 110°C
- Stripping length: 6mm
- Torque: 3.5 in-lb
- PCB holes: N/A
- PCB thickness: N/A
- Climactic category: 40/110/21 Acc. to IEC 68-1
- Insertion force: max 3 N
- Disconnecting force: min 1.5 N

**Materials**

- Housing: Polyamide 6,6 (UL94V-0)
- Clamp: Copper alloy, Ni plated
- Spring/leaf contact: Phosphorus bronze, Tin plated
- Screw: M3, copper alloy, Ni plated
- Colors available: Green

**Marking**

Adhesive marking strips **5 and 5.08mm** centers.

Numbered	Order Number
1-10	ESA14000110
11-20	ESA14001120
21-30	ESA14002130
31-40	ESA14003140
41-50	ESA14004150

Numbered marking strips **7.5 and 7.62mm** centers.

Numbered	Order Number
1-10	ESA34000110
11-20	ESA34001120
21-30	ESA34002130

Ink marking by factory (specify in order number):

Factory ink is permanent and will not rub off. Ink has fluorescent tint for greater visibility.

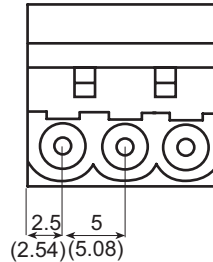

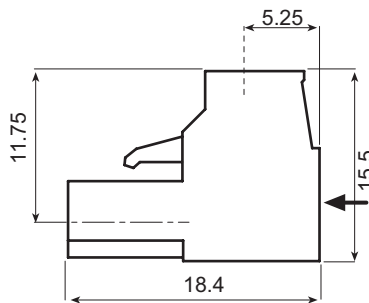
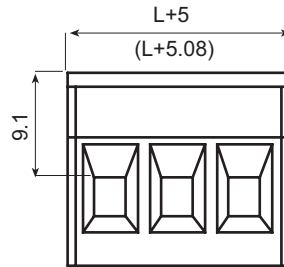
0=no printing

A=upside down printing (consecutive #'s R to L)

B=regular printing (consecutive #'s L to R)

Custom markings are welcome with minimum order. Contact factory for information.

12A 300V 5 and 5.08mm



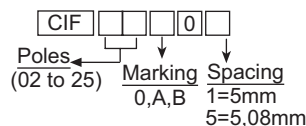
**Dimensions**

n=number of poles

L=(n-1) x 5 (for 5mm spacing)

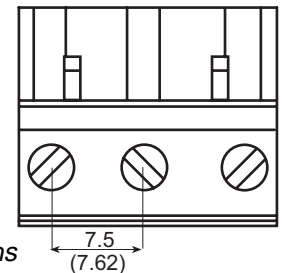
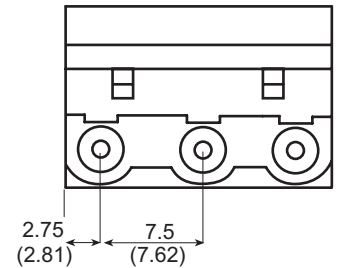
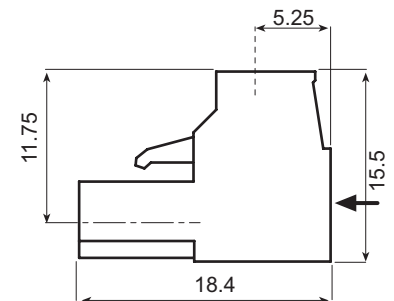
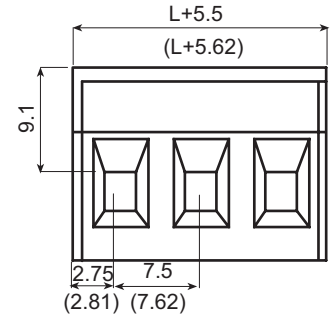
L=(n-1) x 5.08 (for 5.08mm spacing)

**Ordering Information**



Also available in 10mm and 10.16mm centers.

12A 450V 7.5 and 7.62mm



**Dimensions**

n=number of poles

L=(n-1) x 7.5 (for 7.5mm spacing)

L=(n-1) x 7.62 (for 7.62mm spacing)

**Ordering Information**

