

Specifications **HD84 Series**

Features:

- *Dual tier barrier construction
- *Inline pins
- *UL recognized (HD841 only)
- *2 pin styles to choose from
- *Gold plating available

Electrical

Current: 15A @ 250V
 Wire range: 14 to 18 AWG
 Withstanding voltage: 2000V AC per min.
 IR: >500MΩ (500V DC)
 Operating temp: -40° C to +105° C
 Torque: 7lb-in

Materials

Housing: Thermoplastic (UL94V-0)
 Terminal: Brass, Tin plated (Gold flash on HD842)
 Screw: M3 combo head w/captive sems plate (Gold flash on 842)
 Screw material: Steel, Ni plated
 Positions available: 2 to 22 with mounting ends
 2 to 24 no mounting ends
 Mounting ends: Available/ φ3.2mm

Specifications: **HD74 Series**

Features:

- *Dual tier barrier construction
- *Staggered pins
- *UL recognized
- *Clear hinged cover available
- *Available in 2 to 12, 20 or 30 pins per row

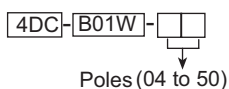
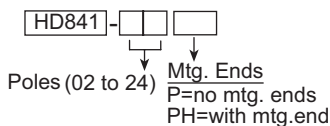
Electrical

Current: 15A @ 250V
 Wire range: 16 to 22 Sol
 Withstanding voltage: 2000V AC per min.
 IR: >1000MΩ (500V DC)
 Operating temp: -40° C to +110° C
 Torque: 7lb-in


Materials

Housing: PBT (UL94V-0)
 Terminal: Brass, Tin plated
 Screw: M3 combo head w/captive sems plate
 Screw material: Steel, Ni plated
 Cover material: PC transparent
 Positions available: 2 to 12, 20, 30
 Mounting ends: Available

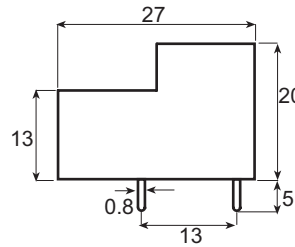
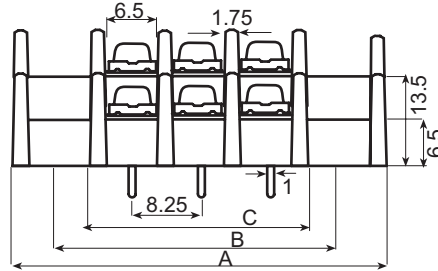
Ordering Information



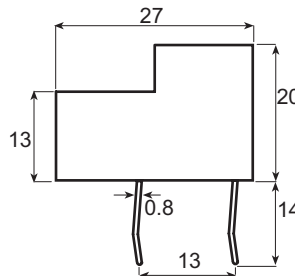
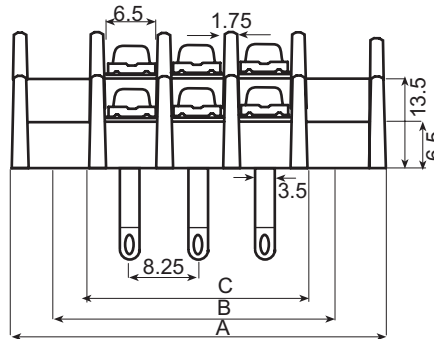
15A 250V 8.25mm (.325")



HD841 Series



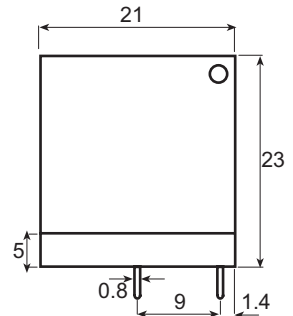
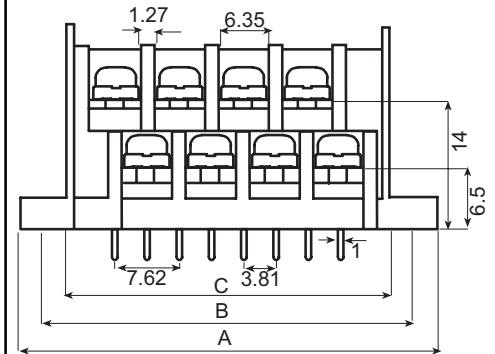
HD842 Series



Dimensions

n=number of positions (per level)
 A=(n x 8.25) + 18.5 (total length w/ mtg ends)
 B=(n + 1) x 8.25 (mounting end centers)
 C=(n x 8.25) + 2 (total length no mtg. ends)

15A 250V 7.62mm (.300")



Dual Level
 Staggered Pins
 Hinged Cover

Dimensions

n=number of positions (per level)
 A=(n x 7.62) + 25.3 (total length w/ mtg ends)
 B=(n x 7.62) + 16.8 (mounting end centers)
 C=(n x 7.62) + 10.4 (total length no mtg. ends)